



# FireCurtain™

## Fire-Rated Rolling Counter Shutters

Raynor FireCurtain counter shutters are the standard for facilities that require a listed fire counter shutter in a rated fire wall. Provided with fusible links that automatically release to close the door at 165°F, the shutter can also be triggered by smoke and heat detectors, a building's alarm system, or LM21 fail-safe release devices. All FireCurtain counter shutters comply with UL, C-UL, FM and CSFM requirements for 3-hour, 1½-hour or ¾-hour fire ratings. Optional UL-labeled counter tops are also available. When safety and fire protection are crucial, choose FireCurtain.



### **FireCurtain UCP**

This model features painted 22-gauge steel slats and offers strength and security at a competitive price.



### **FireCurtain UCS**

Available in stainless steel, this model is designed for special applications requiring unique materials or performance characteristics to meet specific design requirements.

## FireCurtain™

### Fire Approval Ratings

#### FireCurtain Approvals

All FireCurtain counter shutters comply with Underwriters Laboratories (UL and C-UL) and CSFM requirements for three-hour fire ratings. Optional Factory Mutual (FM) approvals are also available.

#### Application Guide

	FireCurtain UCP	FireCurtain UCS
Cafeteria/Concessions	●	●
Corrosive Environments		●
High Security	○	○
Rated Fire Wall	●	●

● Best    ○ Applicable



FireCurtain UCP model shown

### Colors

FireCurtain UCP and UPI Doors are available in Gray. Counter shutter frames and curtains can be powder coated in any of 188 ArmorBrite™ colors. FireCurtain UCS and USI doors are available with a Stainless Steel finish.

Gray

Stainless Steel

### FireCurtain Features

Every FireCurtain counter shutter is built for superior performance and includes the features listed below.



#### Fusible Link

Automatic closure is initiated by one of three fusible links that melt at 165° Fahrenheit.



#### Centrifugal Governor

Incorporates corrosion-resistant components to assure a smooth, controlled descent. Protected by a head plate cover.



#### Counterbalance System

A torsion-spring-operated system, enclosed in a structural steel barrel, effectively counterbalances the shutter for a minimum 7,500 cycles.



#### Curtain

All curtains are constructed from heavy-duty, 22-gauge steel or stainless steel flat slats.




#### Bottom Bar

Curtain bottoms are constructed of tubular steel or stainless steel with closed-cell foam seal to protect the sill.



#### Guides and End Locks

Guides are constructed of fabricated painted steel or stainless steel. Stamped steel end locks secure the curtain.



#### Curtain Hood

Curtain hoods are square, constructed of 24-gauge steel (shown) or stainless steel, and designed for maximum structural rigidity.

### Model Options and Upgrades



**188 ArmorBrite™ Colors**  
Choose your color! FireCurtain frames and curtains can be powder coated in any of 188 colors to match your design scheme.




**Frequent Test Disconnect Lever**  
Allows for convenient testing and resetting of the fire release mechanism, as required by code. Available with FireEclipse™ tube motor only.



**Fire-rated Counter Tops**  
Choose from UL 1½-hour rated pressure-laminate counter tops from Formica, Wilsonart or Nevamar in numerous colors and styles



**Locks**  
Cylinder or thumb-turn locks help keep your building secure. Locks are standard on shutters with manual or crank operation.



**Smoke Control**  
A guide with brush seal (shown) and header seal reduce smoke leakage (UL and FM-rated). Not available with integral frame option.

### Integral Frame Options



**Slip-in Style Frames**  
For your existing walls, the slip-in style frames are a sleek and easy solution  
*Shown: FireCurtain USI in stainless steel*



**Built-in Style Frames**  
For masonry walls not yet constructed, built-in style frames provide a clean, finished appearance.  
*Shown: FireCurtain UPI with optional ArmorBrite finish*

### Operation Methods



**FireEclipse™ Tube Motors**  
FireEclipse Tube Motors are ideal for easy and convenient operation. Concealed inside the barrel assembly, this quiet torque-rated motor runs smoothly at the touch of a button.



**Crank Operation**  
Hand-crank operation is available on all FireCurtain counter shutters.

### Optional Accessories




**Smoke and Heat Detectors**  
Heat or photoelectric (smoke and heat) detectors trigger release devices to drop your door in case of fire.

Model	Slat Materials (Thickness)	Slat Profiles	Fire Ratings	Approvals	Guides	Maximum Sizes	Colors/Finishes
UCP	Steel (22 Ga.)	Flat	3-Hour 1½-Hour ¾-Hour	UL, C-UL, CSFM, FM	Steel	12' Width 8'0" Height (Over 12' wide contact factory)	Gray, 188 ArmorBrite Colors
UCS	Stainless Steel (22 Ga.)				Stainless Steel		Stainless Steel
UPI (Integral Frame)	Steel (22 Ga.)	Flat	3-Hour 1½-Hour ¾-Hour	UL, C-UL, CSFM, FM	Steel	11'6" Width, 5'6" Height, 4½"-12" Wall Thickness	Gray, 188 ArmorBrite Colors
USI (Integral Frame)	Stainless Steel (22 Ga.)				Stainless Steel		Stainless Steel

**Warranty** FireCurtain counter shutters carry a 1-year limited warranty. See your local Raynor Dealer for complete details.

## Optional Release Devices



### Electric, Thermal, or Manual Release

This economical, reusable device reacts to heat or the local smoke detector, alarm system, or manual activation.



### LM21 Release Device

Provides fail-safe release of the door during a power loss. LM21 Models are available with adjustable alarm and power loss delays.



### FireShield Release

The FireShield release device ensures that a door equipped with the FireEclipse™ tube motor will close in the event of a power failure.



### AR-C (Auto Reset - Conversion)

The AR-C converts the FGH operator from a mechanically resetting system with fusible links to a fully automatic system that resets itself when power is restarted and the alarm is cleared.

## Dependable. Stylish. Timeless

Raynor also offers a full line of sectional, rolling and traffic doors as well as security grilles. See your Raynor Dealer or visit [www.raynor.com](http://www.raynor.com) for more information.



# Professional Installation and Service

## Depend on your Raynor Dealer

When you select Raynor, you're not just getting a superior garage door - you're also getting professional garage door installation and service expertise.



Every Raynor garage door is installed by a trained Raynor professional. And that means added benefits for you. First, you won't have to deal with it yourself. And because it's done right the first time, your door will deliver performance and reliability from the day it's installed. Your technician will check your door for everything from safety to performance and appearance. Trust your Raynor garage door to someone who knows it better than anyone else, your professional Raynor Dealer.



P.O. Box 448, 1101 East River Rd.  
Dixon, IL 61021-0448  
1-800-4-RAYNOR (472-9667)

Exclusively Distributed by: