



AlumaView®

Sectional Rail and Stile Doors

AlumaView doors have long been the standard fixture for facilities that require dependable, attractive doors that offer maximum visibility. The extruded aluminum frame can be finished with a choice of anodizing or ArmorBrite™ powder coat. AlumaView door sections are a full 1¾", 2", or 3" thick.



AlumaView AV300

This 3" thick AV300 is the sturdiest door in the AlumaView family. The AV300 adds increased strength for unparalleled durability, as well as unmatched aesthetics, with the incorporation of U-Bar trussing built into the rails (only required in doors wider than 18'2") to maximize visibility without any obstructions.



AlumaView AV200

Designed for peak performance and strength, this 2" thick door is available in larger sizes and features bold rail construction for maximum durability, reliability and beauty.



AlumaView AV175

This benchmark product provides Raynor reliability and durability to meet or exceed the requirements of daily use. With 1¾" thick door sections and streamlined rail construction, this door is engineered for lasting beauty and durability.

AlumaView®

Every AlumaView door is built for superior performance and includes the features listed below. Additional options and upgrades are also available.



Years of Durability

Door sections are clear-anodized for maximum durability and are designed to withstand minimum wind loads of 20 p.s.f. Higher pressure ratings are available upon request.



Rugged Hardware and Springs

Your AlumaView door comes packaged with the right combination of hardware, track and springs to match your door's size and application.



Decreased Energy Costs

AlumaView doors help you reduce energy costs with a U-shaped, vinyl bottom weatherseal secured by a sturdy aluminum retainer.




AlumaView AV200 with aluminum bottom panels.

Application Guide

	AV300	AV200	AV175
Auto/Truck Dealerships	●	●	●
Car Wash/Corrosive Environments	●	●	●
Fire Station/Ambulance/Police	●	◐	○
Large opening Size	●	●	◐
Marinas	●	◐	○
Quick Lube Centers	●	●	○
Retail/Malls	●	◐	○
Restaurants/Cafes/Bars	●	◐	○
Service Stations	●	●	●
Showrooms	●	◐	◐
Sports Facilities	●	◐	○
Thermal Environments	○	○	○
Underground Parking	○	○	○
Warehouse/Manufacturing	○	○	○

● Best ◐ Good Solution ○ Applicable

Construction



Snap-in Retainer

AlumaView panels and glass are sealed and held in place with a snap-in retainer. Clear anodized, RAL9003, RAL 9016 and standard white doors use gray snap-ins. All other doors use black snap-ins.



Integral U-Bar

Integral U-Bar construction within the rails of the AV300 creates added strength to the section panels and provides for a clean look on the interior of the door by removing trussing obstructions from visible areas (only required in doors wider than 18'2").

Energy Saving Options



Header Seal

Flexible vinyl flap header seal reduces air infiltration and energy costs by sealing the top of the door against the header.



Jamb Seal


EPDM rubber jamb seal also helps to reduce air infiltration and decrease energy costs by sealing the side of the door when closed.

Finish Options



Choice of Windows

For maximum design flexibility, choose from tempered, tinted, double-strength, insulated, acrylic, polycarbonate or impact resistant glass in a variety of thicknesses.




EnduraCote™

The EnduraCote hardware system comes with springs, track and hardware that are powder coated to provide a clean, finished look and maximum protection against rust.



188 ArmorBrite™ Colors

Choose your color! AlumaView door rails and stiles can be powder coated in any of 188 colors for an attractive appearance and exceptional durability.



Anodized Finishes

Choose from six custom anodize finishes including champaign, light bronze, medium bronze, dark bronze, extra dark bronze, or black.



IECC Requirements Package/California Title 24

The International Energy Conservation Code (IECC) requires building components to meet minimum Air Infiltration rates. This option will ensure the AV300 and AV200 will exceed the latest IECC and Title 24 standards for air infiltration (only), by using the required header and jamb seals and track mounting. Exhaust ports and pass doors cannot be used. Raynor's IECC package yields the following results.

Model	Air Infiltration @25MPH
AV300	0.24 cfm/ft ²
AV200	0.24 cfm/ft ²

Model Options and Upgrades



Aluminum Panels

For busy work environments and to prevent glass breakage, aluminum panels protect your investment. Choose from impact resistant and insulated panels as well.



High-cycle

For reliable operation in high traffic areas, choose high-cycle torsion springs with 25,000, 50,000, or 100,000-cycle life. For reduced maintenance and ultra-smooth operation in heavy-use applications, choose a weight counterbalance system.




Locks*

In applications where control and access are important, choose from a variety of locking options to help keep your building secure. Locks come in both inside and outside variations.



Carbon Monoxide Vent

Allows you to channel fumes to the outside when the door is closed. Available in a variety of sizes.



Pedestrian Doors*

Pedestrian doors are designed for convenient entry and to help minimize energy loss. Pedestrian doors are available on the AV200.



Customized Track*

Track systems are supplied to fit special clearances, inclines or contour applications. Hardware and track systems can be customized to fit any need. Additional trussing is available for special wind loading applications.

**Some options may be limited to door size or model.*

Series MODEL	Max. Opening Width	Max. Opening Height	Overall Section Thickness	Bottom Panel Thickness	End Stile Width	Center Stile Width	Colors	Limited Warranty**
AlumaView AV300	24'	24'	3"	0.05"	3¾" or 6½"	3¾"	7 Anodized Finishes or 187 ArmorBrite™ Colors	Sections: 5-Years Hardware: 1-Year Springs: 1-Year
AlumaView AV200	24'	24'	2"	0.05"	3¾" or 6½"	3¾"	7 Anodized Finishes or 187 ArmorBrite™ Colors	Sections: 5-Years Hardware: 1-Year Springs: 1-Year
AlumaView AV175	16'	14'	1¾"	0.05"	3¾"	1-7/16"	7 Anodized Finishes or 187 ArmorBrite™ Colors	Sections: 5-Years Hardware: 1-Year Springs: 1-Year

****Limited Warranty** See your local Raynor Dealer for complete details.

Commercial Operators



ControlHoist

Commercial Operators

Raynor ControlHoist™ (with solid state logic board control) operators are available in a variety of motor, voltage, and phase combinations for any commercial or industrial application. Contact your local Raynor Authorized Dealer to select the operator and accessories that are suited for your door's size and usage.



Control Options

A variety of control stations, photoelectric eyes and remote activation devices are available.

Dependable. Stylish. Functional

Raynor also offers a full line of sectional, rolling, high performance and traffic doors as well as security grilles. See your Raynor Dealer or visit www.raynor.com for more information.



Professional Installation and Service

Depend on your Raynor Dealer

When you select Raynor, you're not just getting a superior garage door - you're also getting professional garage door installation and service expertise.



Every Raynor garage door is installed by a trained Raynor professional. And that means added benefits for you. First, you won't have to deal with it yourself. And because it's done right the first time, your door will deliver performance and reliability from the day it's installed. Your technician will check your door for everything from safety to performance and appearance. Trust your Raynor garage door to someone who knows it better than anyone else, your professional Raynor Dealer.



P.O. Box 448, 1101 East River Rd.
Dixon, IL 61021-0448
1-800-4-RAYNOR (472-9667)

Exclusively Distributed by:

